



User Manual

Technical Requirements

Web browser: Google Chrome (up to version 72), Yandex (up to version 16.9)

Operating System: Windows 7/8/10, macOS 10.12 "Sierra" or upper

CPU: minimum 1,8 GHz (or higher) (32-bit or 64-bit), RAM not less than 4Gb

Web (network): Wired access to the Internet with 5 Mbps (up/down)

Test with proctor:

Webcam: Standard laptop camera or USB web-camera (minimum 640x480, 15 FPS)

Mic: Compatible internal microphone or web camera

Speakers: optional

To check your device prior the exam [here](#)

***Turn off your VPN and other desktop applications, close inactive tabs in your browser, exit applications using the camera (Skype, Discord, Tlgrm)**



Authorization

In order to access the testing center, you need to follow the link

<https://go.startexam.com/gsbssso>

On the authorization page, you should enter your corporate account *user@edu.hse.ru* and corresponding password. After that, kindly press “Log in” button:

The screenshot shows a login interface for HSE Digital Smart Security. At the top left is the logo with a stylized 'R' and the text 'HSE Digital | Smart Security'. Below the logo are two input fields: the first is labeled 'Адрес электронной почты' (Email address) and the second is labeled 'Пароль' (Password). Below the password field is a checkbox labeled 'Оставаться в системе' (Stay logged in). A prominent blue button labeled 'Вход' (Login) is positioned below the checkbox. At the bottom of the form, there is a link that reads 'Забыли пароль? Восстановить пароль' (Forgot password? Reset password).



Language settings

You can change system's interface language. There are five language available at the moment – Russian, English, French, Turkish and Chinese. You should navigate to the upper right corner, press on your initials and click “Change the language” option:

Назначенные

Тест

Cross peer review demo

Завершенные

Тест

Завершено

Cross peer review demo

Отчет

...

Test Student Mail

Помощь

Сменить язык

Выход

Personal account




After successful authorization you will see your personal account with an assigned exam. You should proceed to the assigned exam by clicking on the exam:

Назначенные




[Тест](#)
Cross peer review demo

Завершенные



[Тест](#) [Завершено](#)
Cross peer review demo

 Отчет ...

 Test Student Mail

- Помощь
- Сменить язык 
- Выход



Confirmation

Carefully check your registration details and read examination plan. Then press **Start** button to go forward:

Ваш демонстрационный тест

✓

Registration

2

Confirmation

Information

Check all the information below and press Start.

Last name
Евтушенко

First name
Виталий

Middle name
Сергеевич

Группа
БЛГ171

Test plan

5 questions, 1 hour 30 minutes

Attempt 1 out of 1

START



Exam progress

After providing the answer, you should move to a next task by clicking **"Answer" button. If you have any difficulties, you may also click **"Skip"** button. Do not forget to come back to the skipped questions!**

Ваш демонстрационный тест

1 Первый раздел

☐

Пример задания Единственный выбор. Оптимальное количество дистракторов (неправильных вариантов ответов) в тестовом задании

1

2

3-4

5-6

ANSWER

→

01:27:39

All pages

1 You are here

2

3

4

5

Progress:

0%

☐

Пример задания Множественный выбор. Следует избегать добавления в тестовое задание вариантов ответов (выберите 5 ответов)

A

в которых мало слов

B

типа "Да/Нет", "Верно/Неверно"

C

содержащих символы и слова, затрудняющие восприятие смысла

D

типа "Все ответы неправильные"

E

типа "Все ответы правильные"

F

в которых много слов

←

BACK


▶

SKIP



Finishing the exam



When all tasks are done, you will see a page to confirm your results thus the exam is over. You will be informed about results as soon as possible.

 **StartExam**

Евтушенко Виталий Сергеевич
Sign out

Language EN ▾

[➔ GO TO HOME PAGE](#)



CROSS-CULTURAL MANAGEMENT Part 1
Finished

Name: Евтушенко Виталий Сергеевич
Date: Monday, June 8, 2020

Группа: ФБМ1

Technical support



In case you have experienced technical difficulties during the exam you are required to contact GSB support team immediately via email – sd.gsb@hse.ru or by clicking this [URL](#)

Don't forget to include following information:

1. Description of the problem
2. Screenshots of the problem
3. Other details that help us to identify and solve the problem



Good luck with the exams!

